



GRADE 12 EXAMINATION  
NOVEMBER 2011

## ADVANCED PROGRAMME MATHEMATICS

### MARKING GUIDELINES

Time: 3 hours

300 marks

---

These marking guidelines were used as the basis for the official IEB marking session. They were prepared for use by examiners and sub-examiners, all of whom were required to attend a rigorous standardisation meeting to ensure that the guidelines were consistently and fairly interpreted and applied in the marking of candidates' scripts.

At standardisation meetings, decisions are taken regarding the allocation of marks in the interests of fairness to all candidates in the context of an entirely summative assessment.

The IEB will not enter into any discussions or correspondence about any marking guidelines. It is acknowledged that there may be different views about some matters of emphasis or detail in the guidelines, and different interpretations of the application thereof. Hence, the specific mark allocations have been omitted.

---

**MODULE 1          CALCULUS AND ALGEBRA**

**QUESTION 1**

$$1.1 \quad p = 3\ln 3 \qquad q = 3\ln 6$$

$$\qquad = \ln 27 \qquad \qquad = \ln 216$$

$$\text{Gradient} = \frac{q - p}{6 - 3}$$

$$= \frac{(\ln 216) - (\ln 27)}{3}$$

$$= \frac{3\ln 6 - 3\ln 3}{3}$$

$$= \ln 2$$

OR

$$q - p = 3\ln 6 - 3\ln 3$$

$$= 3\ln 6 - 3\ln 3$$

$$= 3\ln 2$$

$$\text{Gradient} = \frac{3\ln 2}{6 - 3}$$

$$= \ln 2$$

(7)

$$1.2 \quad f(n + 1) - 8 f(n) = p \times 15^n$$

$$\therefore [15^{n+1} - 8^{n+1-2}] - 8[15^n - 8^{n-2}] = p \times 15^n$$

$$\therefore 15^{n+1} - 8^{n-1} - 8.15^n + 8^{n-1} = p \times 15^n$$

$$\therefore 15^n(15 - 8) = p \times 15^n$$

$$\therefore 15^n(7) = p \times 15^n$$

$$\therefore p = 7$$

(8)

**[15]**

**QUESTION 2**

2.1 (a) Assume (statement) true for  $n = k$  (1)

(b) LHS =  $[1 + 8 + 27 + \dots + k^3] + [(k + 1)^3]$  OR

$$= \frac{k^2(k + 1)^2}{4} + (k + 1)^3 \text{ from (5)}$$

$$= \frac{k^2(k + 1)^2 + 4(k + 1)^3}{4}$$

$$= \frac{(k + 1)^2 [k^2 + 4(k + 1)]}{4}$$

$$= \frac{(k + 1)^2 [k^2 + 4k + 4]}{4}$$

$$= \frac{(k + 1)^2 (k + 2)^2}{4}$$

$$= \text{RHS}$$

$$= \frac{k^2(k^2 + 2k + 1) + 4(k^3 + 3k^2 + 3k + 1)}{4}$$

$$= \frac{k^4 + 2k^3 + k^2 + 4k^3 + 12k^2 + 12k + 4}{4}$$

$$= \frac{k^4 + 6k^3 + 13k^2 + 12k + 4}{4}$$

RHS =  $\frac{(k^2 + 2k + 1)(k^2 + 4k + 4)}{4}$

$$= \frac{k^4 + 6k^3 + 13k^2 + 12k + 4}{4}$$

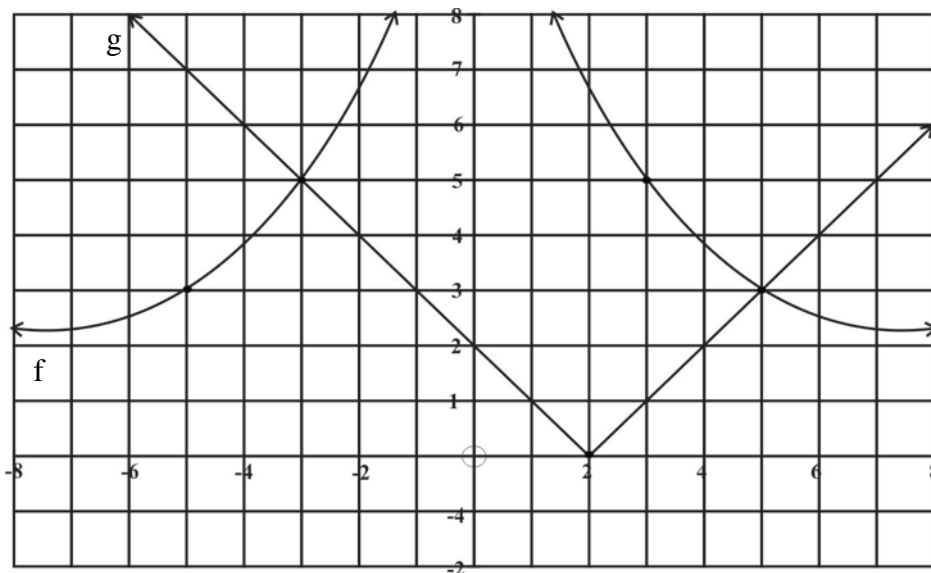
$\therefore \text{LHS} = \text{RHS}$  (8)

$$\begin{aligned}
 2.2 \quad \Delta x &= \frac{2 - 0}{n} = \frac{2}{n} \\
 x_i &= \frac{2i}{n} \\
 f(x_i) \Delta x &= \left(\frac{2i}{n}\right)^3 + 1 = \frac{8i^3}{n^3} + 1 \\
 \text{Area} &= \lim_{n \rightarrow \infty} \frac{b-a}{n} \sum_{i=1}^n f(x_i) \\
 &= \lim_{n \rightarrow \infty} \sum_{i=1}^n \left(\frac{8i^3}{n^3} + 1\right) \\
 &= \lim_{n \rightarrow \infty} \frac{8}{n^3} \left[\frac{n^2(n^2 + 2n + 1)}{4}\right] + n \\
 &= \lim_{n \rightarrow \infty} 2n + 4 + \frac{2}{n} + n \\
 \text{Area} &= \lim_{n \rightarrow \infty} \frac{2}{n} \left(3n + 4 + \frac{2}{n}\right) \\
 &= 6
 \end{aligned}$$

(11)  
[20]

**QUESTION 3**

3.1



(7)

3.2  $x \in [-3; 0) \cup (0; 5]$   
 or:  $-3 \leq x < 0$  or  $0 < x \leq 5$   
 or:  $-3 \leq x \leq 5; x \neq 0$

(4)  
 [11]

**QUESTION 4**

4.1 Area segment AOB =  $\frac{1}{2} r^2 \theta$   
 Area  $\Delta$  AOX =  $\frac{1}{2}$  AO.OX sin  $\theta$   
 OX =  $r \cos \theta$   
 $\therefore \Delta$  AOX =  $\frac{1}{2} r \cdot r \cos \theta \sin \theta$   
 $= \frac{1}{2} r^2 \cos \theta \sin \theta$   
 Area AXB =  $\frac{1}{2} r^2 \theta - \frac{1}{2} r^2 \cos \theta \sin \theta$   
 $= \frac{1}{2} r^2 (\theta - \sin \theta \cos \theta) \text{ cm}^2$

OR

Area segment AOB =  $\frac{1}{2} r^2 \theta$   
 Area  $\Delta$  AOX =  $\frac{1}{2}$  OX.XA  
 XA =  $r \sin \theta$   
 Area  $\Delta$  AOX =  $\frac{1}{2} r \cos \theta r \sin \theta$   
 $= \frac{1}{2} r^2 \cos \theta \sin \theta$   
 $\therefore$  Area AXB =  $\frac{1}{2} r^2 \theta - \frac{1}{2} r^2 \cos \theta \sin \theta$   
 $= \frac{1}{2} r^2 (\theta - \sin \theta \cos \theta) \text{ cm}^2$   
 (7)

4.2 Perim AXB  
 = AX + AB + XB  
 =  $r \sin \theta + r\theta + (r - r \cos \theta)$   
 =  $12 \sin \frac{\pi}{6} + 12 \left( \frac{\pi}{6} \right) + 12 - 12 \cos \frac{\pi}{6}$  (subst)  
 =  $6 + 2\pi + 12 - 6\sqrt{3}$   
 =  $18 + 2\pi - 6\sqrt{3} \text{ cm}$

(8)  
 [15]

**QUESTION 5**

$$\begin{aligned}
 5.1 \quad R_1 &= -\frac{1}{2} + \frac{\sqrt{3}}{2}i & ; R_3 &= -1 + 2\sqrt{3} \\
 \therefore R_2 &= -\frac{1}{2} - \frac{\sqrt{3}}{2}i & \therefore R_4 &= -1 - 2\sqrt{3} \\
 (SR)_1 &= -1 & (SR)_2 &= -2 \\
 (PR)_1 &= \frac{1}{4} - \frac{3}{4}i^2 & (PR)_2 &= 1 - 12 \\
 &= \frac{1}{4} + \frac{3}{4} & &= -11 \\
 &= 1 & &
 \end{aligned}$$

$$\begin{aligned}
 \therefore 2 \text{ quadratic factors} &= (x^2 - SR_1 x + PR_1)(x^2 - SR_2 x + PR_2) \\
 &= (x^2 + x + 1)(x^2 + 2x - 11) \\
 \therefore P(x) &= (x^2 + x + 1)(x^2 + 2x - 11)(x + 2) \tag{14}
 \end{aligned}$$

OR

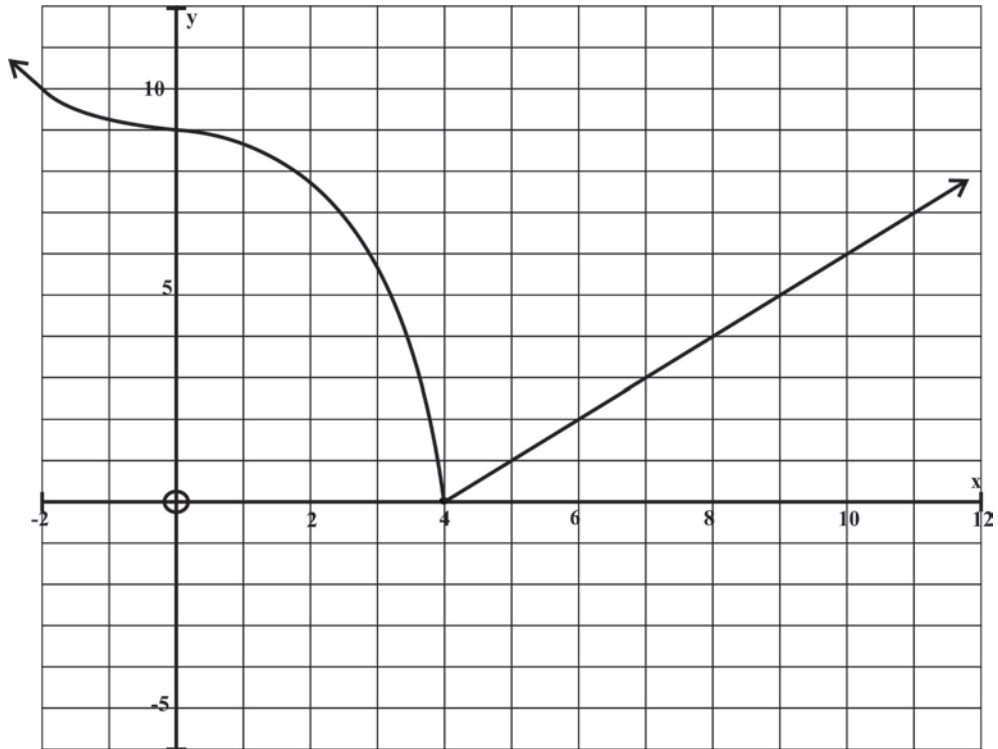
$$\begin{aligned}
 \left(x + \frac{1}{2}\right)^2 &= \left(\frac{\pm\sqrt{3}}{2}i\right)^2 \\
 x^2 + x + \frac{1}{4} &= \frac{3}{4}i^2 \\
 x^2 + x + 1 &= 0 \text{ and} \\
 (x + 1)^2 &= (\pm 2\sqrt{3})^2 \\
 x^2 + 2x + 1 &= 12 \\
 x^2 - 2x - 11 &= 0 \\
 \therefore P(x) &= (x^2 + x + 1)(x^2 + 2x - 11)(x + 2)
 \end{aligned}$$

$$\begin{aligned}
 5.2 \quad \text{Real roots: } x &= -1 \pm 2\sqrt{3}; x = -2 & & (2) \\
 & & & \mathbf{[16]}
 \end{aligned}$$

**QUESTION 6**

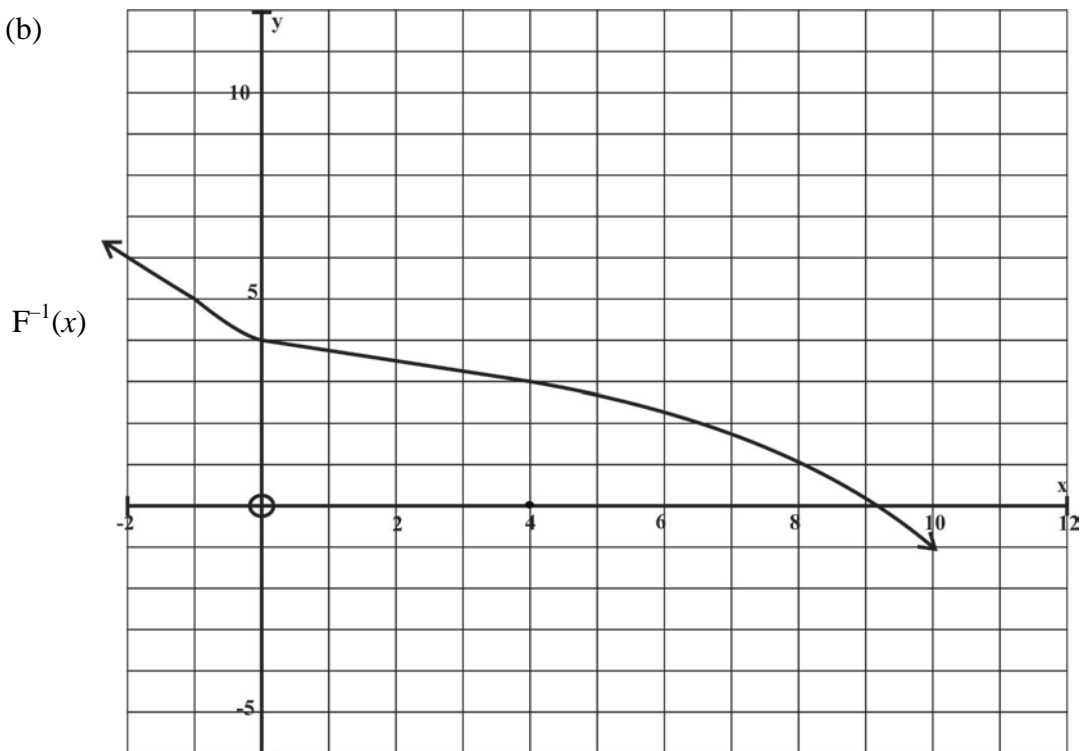
- 6.1
- (a)  $x = 3$  (2)
  - (b)  $x = -1$  (2)
  - (c)  $x = 1$  (2)
  - (d)  $x = -2; x > 3$  (3)
  - (e)  $x < -1$  (graph concave up) (3)

6.2 (a)



(3)

(b)



(5)  
[20]

**QUESTION 7**

7.1  $y = x^{\frac{1}{3}} \cos(x^2 - 1)$

$$\frac{dy}{dx} = \frac{1}{3} x^{-\frac{2}{3}} \cdot \cos(x^2 - 1) + x^{\frac{1}{3}} \cdot \sin(x^2 - 1) \cdot 2x$$

(9)

7.2 (a)  $f(x) = \cot x$

$$f'(x) = -\operatorname{cosec}^2 x$$

(1)

$$f''(x) = (-2\operatorname{cosec} x)(-\cot x \operatorname{cosec} x)$$

(3)

(b)  $f'\left(\frac{\pi}{2}\right) = -\left(\operatorname{cosec} 2 \cdot \frac{\pi}{2}\right) = -1$

$$\therefore f'\left(\frac{\pi}{2}\right) \neq 0 \text{ (2)}$$

$$f''\left(\frac{\pi}{2}\right) = \left(-2\operatorname{cosec} - \frac{\pi}{2}\right) \left(\pi \cot \frac{\pi}{2} \cdot \operatorname{cosec} \frac{\pi}{2}\right)$$

$$= -2(1)(0)$$

$$= 0 \text{ (3)}$$

$\therefore$  Non stat point of inflection when  $x = \frac{\pi}{2}$

OR

7.3  $2 + 3y' - (y^2 + 2xy y') = 0$

$$y'(3 - 2xy) = y^2 - 2$$

$$y' = \frac{y^2 - 2}{(3 - 2xy)}$$

$$y'(-1; -2) = \frac{(-2)^2 - 2}{3 - 2(-1)(-2)}$$

$$= \frac{2}{3 - 4}$$

$$= -2$$

$$\therefore y - y_1 = m(x - x_1)$$

$$\therefore y + 2 = -2(x + 1)$$

$$\therefore y = -2x - 4$$

$$2 + 3\frac{dy}{dx} - y^2 - 2xy \cdot \frac{dy}{dx} = 0$$

$$\frac{dy}{dx}(3 - 2xy) = y^2 - 2$$

$$\frac{dy}{dx} = \frac{y^2 - 2}{3 - 2xy}$$

$\therefore$  when  $x = -1; y = -2$

$$\frac{dy}{dx} = \frac{(-2)^2 - 2}{3 - 2(-1)(-2)}$$

$$= \frac{2}{3 - 4}$$

$$= -2$$

or  $y = mx + c$

$$-2 = -2(-1) + c$$

$$c = -4$$

$$\therefore y = -2x - 4$$

(13)

**[31]**

**QUESTION 8**

8.1 (a)  $f(x) = \frac{3(x - 3)}{(x - 2)(x + 1)}$

Vert. Asympt.  $x = 2; x = -1$

Horiz. Asympt.  $y = 0$

(5)

(b) At A,  $f'(x) = 0$

$$\therefore (x^2 - x - 2)(3) - (3x - 9)(2x - 1) = 0$$

$$N = 0; D \neq 0$$

$$\therefore 3x^2 - 3x - 6 - 6x^2 + 21x - 9 = 0$$

$$\therefore 3x^2 + 18x - 15 = 0$$

$$\therefore x^2 - 6x + 5 = 0$$

$$(x - 5)(x - 1) = 0$$

$$x = 5 \qquad x = 1$$

N/A

(10)

(c) Since A is to left of  $x = 3$

(1)

8.2  $p(x) = \tan\left(x - \frac{\pi}{4}\right) - \frac{x}{2}$

$$p'(x) = \sec^2\left(x - \frac{\pi}{4}\right) - \frac{1}{2}$$

$$a_{n+1} = a_n - \frac{p(a_n)}{p'(a_n)}$$

$$a_1 = \frac{\pi}{2}$$

$$a_2 = \frac{\pi}{2} - \left[ \frac{\tan \frac{\pi}{4} - \frac{\pi}{8}}{\sec^2\left(\frac{\pi}{4}\right) - \frac{1}{2}} \right]$$

$$= 1,1659$$

$$\tan \frac{\pi}{4} = 1$$

$$\sec \frac{\pi}{4} = \sqrt{2}$$

(6)



8.3  $c(t) = t(1-t)^{\frac{1}{2}}$   
 $c'(t) = (1-t)^{\frac{1}{2}} + t \cdot \frac{1}{2}(1-t)^{-\frac{1}{2}}(-1) = 0$   
 $2(1-t)^{\frac{1}{2}} = \frac{t}{(1-t)^{\frac{1}{2}}}$   
 $2(1-t) = t$   
 $2 - 2t = t$   
 $t = \frac{2}{3}$   
 OR  $\therefore$  month  $\frac{2}{3}(12) = \text{August}$

(9)  
**[31]**

**QUESTION 9**

9.1 (a) Let  $u = 5x - 1$   

$$\left\{ \begin{array}{l} du = 5dx \\ \frac{1}{5} du = dx \end{array} \right.$$
  
 $\therefore \text{Int} = \frac{1}{5} \int 2(u)^{\frac{1}{2}} du$   
 $= \frac{2}{5} (2) (\sqrt{5x-1}) + c$

OR  

$$\int 2(5x-1)^{\frac{1}{2}} dx$$
  
 $= \frac{2(5x-1)^{\frac{1}{2}}}{\frac{1}{2} \cdot 5} + c$   
 (5)

(b)  $u = 5x^2 - 1$   
 $du = 10x dx$   
 $\frac{1}{5} du = 2x dx$   
 $\therefore \text{Int} = \frac{1}{5} \int u^{-\frac{1}{2}} du$   
 $= \frac{2}{5} (5x^2 - 1)^{\frac{1}{2}} + c$

OR  

$$\int 2x(5x^2 - 1)^{\frac{1}{2}} dx$$
  
 $= \frac{2(5x^2 - 1)^{\frac{1}{2}}}{5} + c$   
 (6)

$$(c) \quad \int fg^1 dx = fg - \int f^1 g dx$$

$$\text{Let } f = 2x \quad g^1 = \frac{1}{\sqrt{5x-1}} dx$$

$$f^1 = 2dx$$

$$g = (5x-1)^{\frac{1}{2}} dx$$

$$\frac{(5x-1)^{\frac{1}{2}}}{5 \cdot \frac{1}{2}}$$

$$\therefore \text{Int} = \frac{2x \cdot (5x-1)^{\frac{1}{2}}}{5 \cdot \frac{1}{2}} - 4 \int \frac{(5x-1)^{\frac{1}{2}}}{5} dx$$

$$\frac{4x(5x-1)^{\frac{1}{2}}}{5} - \frac{4}{5} \frac{(5x-1)^{\frac{3}{2}}}{\frac{3}{2}} + c \quad (9)$$

$$9.2 \quad (a) \quad \frac{1}{x^2(x+1)} = \frac{a}{x} + \frac{b}{x^2} + \frac{c}{(x+1)}$$

$$\therefore 1 = ax(x+1) + b(x+1) + cx^2$$

OR (by equating coefficients)

$$\text{When } x = 0: \quad 1 = b$$

$$\text{When } x = -1 \quad 1 = c$$

$$\text{When } x = 1 \quad 1 = a(2) + b(2) + c$$

$$\therefore 1 = 2a + 2 + 1$$

$$a = -1$$

$$x^2: 0 = a + c$$

$$\therefore a = -1$$

$$\therefore \frac{1}{x^2(x+1)} = \frac{-1}{x} + \frac{1}{x^2} + \frac{1}{x+1} \quad (6)$$

$$(b) \quad \therefore \int \frac{1}{x^3+x^2} dx = - \int \frac{1}{x} dx + \int \frac{1}{x^2} dx + \int \frac{1}{x+1} dx$$

$$= \ln|x| + \frac{x^{-1}}{-1} + \ln|x+1| + c$$

$$= \ln \left| \frac{x+1}{x} \right| - x^{-1} + c \quad (5)$$

[31]

### QUESTION 10

$$10.1 \quad \text{LHS} = \sin^2 x + 2 \sin x \cos x + \cos^2 x$$

$$= 1 + 2 \sin x \cos x \quad (2)$$

$$10.2 \quad v = \pi \int_0^a y^2 dx$$

$$\therefore \pi \int_0^a (1 + \sin 2x) dx = \pi(a + 1)$$

$$\therefore \left[ x - \frac{1}{2} \cos 2x \right]_0^a = (a + 1)$$

$$\therefore \left( a - \frac{1}{2} \cos 2a \right) - \left( -\frac{1}{2} \cos 0 \right) = a + 1$$

$$\therefore a - \frac{1}{2} \cos 2a + \frac{1}{2} = a + 1$$

$$\therefore \left. \begin{array}{l} -\frac{1}{2} \cos 2a = \frac{1}{2} \\ \cos 2a = -1 \end{array} \right\}$$

$$2a = \pi$$

$$a = \frac{\pi}{2}$$

(8)

[10]

**Total for Module 1: 200 marks**

**MODULE 2**

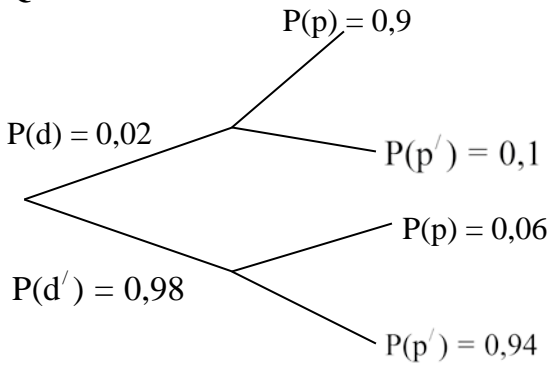
**QUESTION 1**

$$\binom{10}{8} (0,7)^8 (0,3)^2$$

$$= 0,2335$$

[9]

**QUESTION 2**



~~Rdp)~~  
Rd(p)

**Alternate**

Assume a sample of 10 000 people.

10 000			
Has disease = 200		No disease = 9 800	
+ Test	- Test	+ Test	- Test
180	20	588	9 212

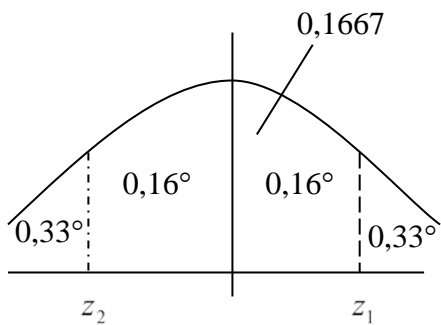
Number who have disease and + test = 180  
 Total with + test = 180 + 588 = 768  
 $\therefore$  required probability =  $\frac{180}{768}$   
 = 0,2344

[10]

**QUESTION 3**

- 3.1 Strong negative correlation. The colder the temperature, the more cups of chocolate will be sold. (3)
- 3.2 No correlation between the packets of chips sold and the temperature. (2)
- 3.3 (a)  $y_1 = 413 - 11,22(9)$   
 $= 312$  (2)
- (b)  $y_2 = 202 + 1,16(21)$   
 $= 226$  or correlation too low to make a prediction (2)
- 3.4  $y_1$  is reliable: even though extrapolation is used, the temperature is close to the data range given and the correlation coefficient is high.  
 $y_2$  is not reliable: there is no correlation.  
 Both models are limited if the temperature is extrapolated too low or too high. (4)
- [13]**

**QUESTION 4**



$$\begin{aligned} \mu &= 134 \\ \sigma &= 16 \\ z_1 &= 0,44 \\ 0,43 &= \frac{x - 134}{16} \\ 16(0,43) + 134 &= x \\ x &= 140,88 \end{aligned} \qquad \begin{aligned} z_2 &= -0,44 \\ -0,43 &= \frac{x - 134}{16} \\ x &= 16(-0,44) + 134 \\ x &= 127,12 \end{aligned}$$

Medium – between 127 and 141 minutes

**[10]**

**QUESTION 5**

5.1  $\frac{\binom{13}{5} \times 4}{\binom{52}{5}} = 0,00198$  or  $\frac{13}{52} \times \frac{12}{51} \times \frac{11}{50} \times \frac{9}{49} \times \frac{8}{48} \times 4$  (8)

5.2  $\frac{\binom{4}{3} \binom{4}{2} \times 13 \times 12}{\binom{52}{5}} = 0,00144$  (8)

**[16]**

**QUESTION 6**

$$6.1 \quad \int_0^3 (3kx^2 - kx^3) dx = 1$$

$$\left[ kx^3 - \frac{k}{4}x^4 \right]_0^3 = 1$$

$$27k - \frac{81}{4}k = 1$$

$$108k - 81k = 4$$

$$27k = 4$$

$$k = \frac{4}{27}$$

(8)

$$6.2 \quad f(x) = \frac{4}{9}x^2 - \frac{4}{27}x^3$$

$$f'(x) = \frac{8}{9}x - \frac{4}{9}x^2$$

$$8x - 4x^2 = 0$$

$$2x - x^2 = 0$$

$$x(x - 2) = 0$$

$$x = 2$$

Mode is 2

(8)

**[16]**

**QUESTION 7**

7.1 Let  $\mu_1$  be the mean life time of 'Dura Power' batteries

Let  $\mu_2$  be the mean life time of 'Long Life' batteries

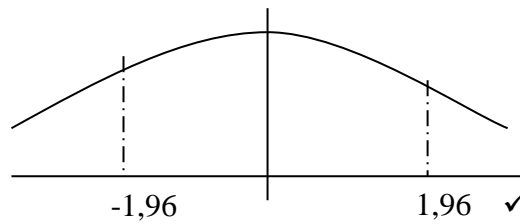
$$H_0 : \mu_1 = \mu_2$$

$$H_1 : \mu_1 \neq \mu_2$$

$$\sigma_1 = 20 \quad n_1 = 100 \quad \sigma_2 = 19 \quad n_2 = 100$$

$$z = \frac{58,5 - 53,5}{\sqrt{\frac{400}{100} + \frac{361}{100}}}$$

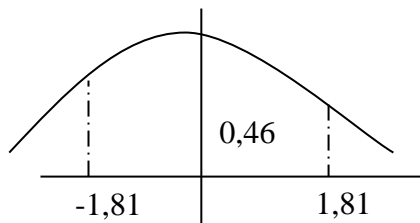
$$= 1,81$$



There is insufficient evidence at the 5% significance level to reject the null hypothesis. Insufficient evidence of a difference in the mean lifetimes of the two makes of batteries.

(11)

7.2



$$Z > 1,81$$

$$0,5 - 0,4649$$

$$= 0,0351$$

Two tailed 7,02% sig. level

(6)  
[17]

**QUESTION 8**

$$\binom{10}{5} \binom{5}{4} \binom{1}{1} + \binom{10}{4} \binom{6}{4} \binom{2}{2} + \binom{10}{5} \binom{5}{3} \binom{2}{2}$$

$$= 6930$$

[9]

**Total for Module 2: 100 marks**

**MODULE 3 FINANCES AND MODELLING**

**QUESTION 1**

$$1.1 \quad Fv = \frac{3200 \left[ \left( 1 + \frac{0,074}{12} \right)^{30} - 1 \right]}{\frac{0,074}{12}} = \mathbf{R105\ 099,30} \quad (6)$$

$$1.2 \quad 105\ 000 = \frac{x \left( 1 + \frac{0,074}{12} \right) \left[ \left( 1 + \frac{0,074}{12} \right)^{30} - 1 \right]}{\frac{0,074}{12}}$$

$$\mathbf{x = R\ 3\ 177,38} \quad (8)$$

**[14]**

**QUESTION 2**

$$2.1 \quad 150\ 000 \left( 1 + \frac{0,0625}{12} \right)^3 = \mathbf{R152\ 355,98} \quad (4)$$

$$2.2 \quad 152\ 355,98 - 150\ 000 = \mathbf{R2\ 355,98}$$

$$3\ 400 - 2\ 355,98 = \mathbf{R1\ 044,02} \quad (4)$$

$$2.3 \quad T_n = T_{n-1} \left( 1 + \frac{0,0625}{12} \right) - 3400$$

$$T_0 = 150\ 000 \left( 1 + \frac{0,0625}{12} \right)^2 = 151\ 566,57$$

$$\mathbf{T_{46} = 16\ 268,76}$$

OR

$$150\ 000 \left( 1 + \frac{0,0625}{12} \right)^{48} - \frac{3400 \left[ \left( 1 + \frac{0,0625}{12} \right)^{46} - 1 \right]}{\frac{0,0625}{12}}$$

$$= 192\ 478,89 - 176\ 210,13 = \mathbf{16\ 268,76} \quad (10)$$

$$2.4 \quad 10\ 500 \left( 1 + \frac{0,0625}{12} \right)^6 + 5\ 000 \left( 1 + \frac{0,0625}{12} \right)^4 = \mathbf{15\ 937,41}$$

$$15\ 937,41 < 16\ 268,76 \quad \mathbf{\text{will not be in overdraft.}} \quad (10)$$

**[28]**



**QUESTION 3**

$$36\,000 = \frac{4\,000 [1 - (1 + 0,082)^{-n}]}{0,082}$$

$$1,082^{-n} = 0,262$$

$$n = 16,995 \approx \mathbf{17 \text{ payments}}$$

**[8]**

**QUESTION 4**

4.1 (a) Logistic model : a carrying capacity exists (2)

(b) Phase 1 : greatest change on y-axis exists (2)

(c) population nears carrying capacity , hence starts stabilising (2)

4.2 (a)  $L_{n+1} = L_n + 0,104 \cdot L_n \left(1 - \frac{L_n}{20}\right) - 1$  ,  $L_0 = 8$   
 **$L_6 = 4,75$  population is dying out.** (8)

(b)  $L_{n+1} = L_n + 0,104 \cdot L_n \left(1 - \frac{L_n}{20}\right) - 0,5$  ,  $L_0 = 8$   
 **$L_6 = 7,995$  population is stable.** (4)

4.3  $I = \text{birth rate} - \text{death rate} = 1 \times 3 \times 0,5 \times \text{survival} - 1/6 = 0,104$

**Survival = 18%** (6)  
**[24]**

**QUESTION 5**

5.1 (a) equilibrium : flattens out (2)

(b) 70 – 80 years (2)

(c) not a good idea to cull:  
 long term projection is that at 200 years there are very few seals.  
 culling could lead to long term extinction  
 OR  
 good idea to cull:  
 for next century no real impact on population  
 century is a long time: much could happen to increase numbers again (2)

(d) not realistic because at equilibrium there are more sharks than seals  
 OR  
 might be realistic since seals are not the exclusive diet of sharks;  
 not a contained environment (2)

- 5.2 (a)  $C = \frac{1}{0,033\ 333} \therefore \text{lifespan} = 30 \text{ years}$  (2)
- (b) number of seals killed per birth cycle. (2)
- (c) rate of deadly interaction for seals by sharks. (2)
- (d)  $33\ 000 = 30\ 000 + 0,38 \times 30\ 000 (1 - 30\ 000 / 44\ 000) - b \times 30\ 000 \times 30$   
 $b = 0,0007$  (6)  
**[20]**

**QUESTION 6**

6. 6.1  $x^2 - x - 1 = 0$  (2)
- 6.2  $x_1 = 1,61803$   
 $x_2 = -0,61803$   
ratio tends to 1,61803 (4)  
**[6]**

**Total for Module 3: 100 marks**

**MODULE 4                      MATRICES AND GRAPH THEORY**

**QUESTION 1**

1.1    (a)    reflection in the line  $y = x$  (2)

(b)    stretch of factor of  $-3$  , parallel to x-axis (y-axis invariant)

OR

Reflection in the y-axis followed by stretch factor 3, parallel to x-axis (y-axis invariant) (4)

1.2    (a)     $\begin{pmatrix} -1 & 0 \\ 0 & -1 \end{pmatrix}$  (2)

(b)     $\begin{pmatrix} 1 & 0 \\ 2 & 1 \end{pmatrix}$  shear of factor of 2 , parallel to y-axis (4)

**[12]**

**QUESTION 2**

2.1     $360^0 \div 5 = 72^0$  (2)

2.2     $\begin{pmatrix} \cos 72 & -\sin 72 \\ \sin 72 & \cos 72 \end{pmatrix} \begin{pmatrix} 26,4 \\ 19,1 \end{pmatrix} = \begin{pmatrix} -10 \\ 31 \end{pmatrix}$     **E(-10; 31)** (6)

2.3     $\begin{pmatrix} \sqrt{k} & 0 \\ 0 & \sqrt{k} \end{pmatrix}$  (2)

2.4     $\begin{pmatrix} \cos 2\theta & \sin 2\theta \\ \sin 2\theta & -\cos 2\theta \end{pmatrix} \begin{pmatrix} 26,4 & 26,4 \\ 19,1 & -19,1 \end{pmatrix} = \begin{pmatrix} 31 & 19,2 \\ -10 & 26,3 \end{pmatrix}$

$$\begin{aligned} 26,4 \cdot \cos 2\theta + 19,1 \cdot \sin 2\theta &= 31 \\ -19,1 \cdot \cos 2\theta + 26,4 \cdot \sin 2\theta &= -10 \end{aligned}$$

$$\begin{aligned} \text{OR } 26,4 \cdot \cos 2\theta - 19,1 \cdot \sin 2\theta &= 19,2 \\ \text{OR } 19,1 \cdot \cos 2\theta + 26,4 \cdot \sin 2\theta &= 26,3 \end{aligned}$$

$\cos 2\theta = 0,950 \dots$  and  $\sin 2\theta = 0,308 \dots$   
 $\theta = 9^0$

OR

$$\begin{aligned} \begin{pmatrix} \cos 2\theta & \sin 2\theta \\ \sin 2\theta & -\cos 2\theta \end{pmatrix} &= \begin{pmatrix} 31 & 19,2 \\ -10 & 26,3 \end{pmatrix} \begin{pmatrix} 26,4 & 26,4 \\ 19,1 & -19,1 \end{pmatrix}^{-1} \\ \begin{pmatrix} \cos 2\theta & \sin 2\theta \\ \sin 2\theta & -\cos 2\theta \end{pmatrix} &= -0,000991 \begin{pmatrix} 31 & 19,2 \\ -10 & 26,3 \end{pmatrix} \begin{pmatrix} -19,1 & -26,4 \\ -19,1 & 26,4 \end{pmatrix} \\ \begin{pmatrix} \cos 2\theta & \sin 2\theta \\ \sin 2\theta & -\cos 2\theta \end{pmatrix} &= \begin{pmatrix} 0,950 & 0,309 \\ 0,309 & -0,950 \end{pmatrix} \end{aligned}$$

$\therefore \cos 2\theta = 0,950$   
 $\therefore \theta = 9^0$

(12)  
**[22]**

**QUESTION 3**

3.1  $\det P = -1(12 - 2) - 1(6 + 2) + 5(4 + 8) = 42$

$$\begin{pmatrix} 10 & 8 & 12 \\ -7 & 7 & 0 \\ -19 & -11 & -6 \end{pmatrix} \rightarrow \begin{pmatrix} 10 & -8 & 12 \\ 7 & 7 & 0 \\ -19 & 11 & -6 \end{pmatrix} \rightarrow \begin{pmatrix} 10 & 7 & -19 \\ -8 & 7 & 11 \\ 12 & 0 & -6 \end{pmatrix}$$

$$\frac{1}{42} \begin{pmatrix} 10 & 7 & -19 \\ -8 & 7 & 11 \\ 12 & 0 & -6 \end{pmatrix} \tag{10}$$

$$\begin{array}{cccc} 3.2 & -2 & 0 & 1 & 5 \\ & 1 & -1 & -3 & -15 \\ & 1 & 1 & -2 & 6 \\ \hline & -2 & 0 & 1 & 5 \\ & 0 & -2 & -5 & -25 \\ & 0 & 2 & -3 & 17 \\ \hline & -2 & 0 & 1 & 5 \\ & 0 & -2 & -5 & -25 \\ & 0 & 0 & -8 & -8 \end{array}$$

OR

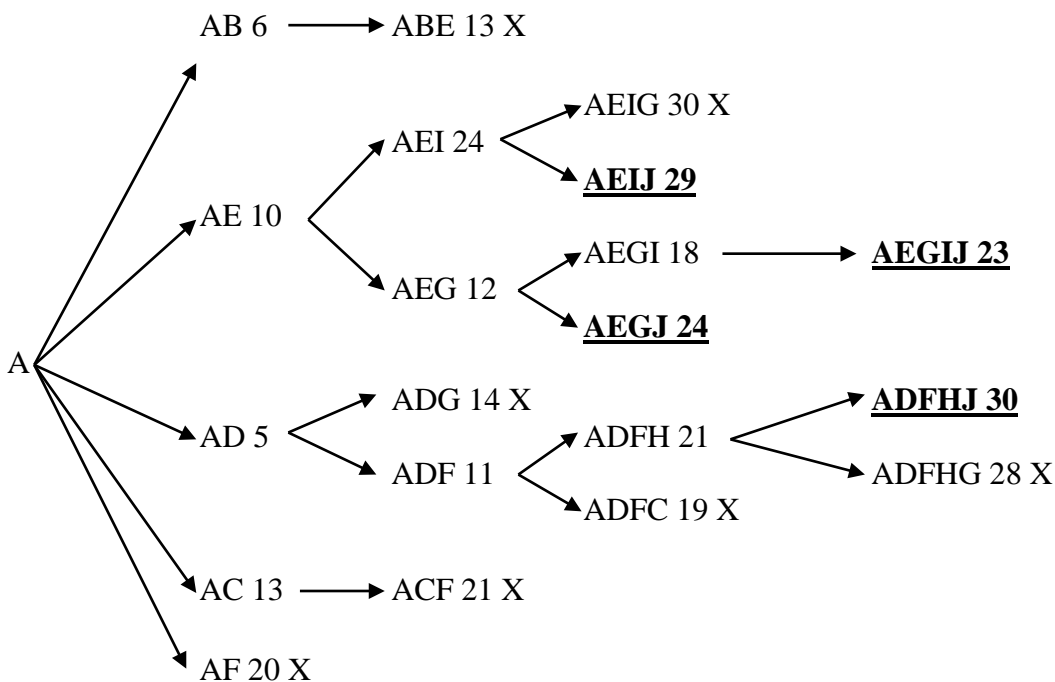
$$\begin{array}{cccc} & 1 & -1 & -3 & -15 \\ & 1 & 1 & -2 & 6 \\ & -2 & 0 & 1 & 5 \\ \hline & 1 & -1 & -3 & -15 \\ & 0 & -2 & -1 & -21 \\ & 0 & -2 & -5 & -25 \\ \hline & 1 & -1 & -3 & -15 \\ & 0 & -2 & -1 & -21 \\ & 0 & 0 & 4 & 4 \end{array}$$

$$\begin{array}{ll} -8z = -8 & z = 1 \\ -2y - 5(1) = -25 & y = 10 \\ -2x + (1) = 5 & x = -2 \end{array}$$

$$\begin{array}{ll} 4z = 4 & z = 1 \\ -2y - (1) = -21 & y = 10 \\ 1x - (10) - 3(1) - 15 & x = -2 \end{array}$$

(10)  
[20]

**QUESTION 4**



(phase 1) (phase 2) (phase 3) (solution)

[10]

**QUESTION 5**

<p>5.1</p> <table style="width: 100%; border-collapse: collapse;"> <tr><td>CG</td><td>65</td></tr> <tr><td>JD</td><td>90</td></tr> <tr><td>JG</td><td>100</td></tr> <tr><td>CP</td><td>100</td></tr> <tr><td>JW</td><td>120</td></tr> <tr><td style="border-top: 1px solid black;">+</td><td style="border-top: 1px solid black;">155</td></tr> <tr><td></td><td>630</td></tr> </table>	CG	65	JD	90	JG	100	CP	100	JW	120	+	155		630	<table style="width: 100%; border-collapse: collapse;"> <tr><td>CG</td><td>65</td></tr> <tr><td>CP</td><td>100</td></tr> <tr><td>GJ</td><td>100</td></tr> <tr><td>JD</td><td>90</td></tr> <tr><td>WJ</td><td>120</td></tr> <tr><td style="border-top: 1px solid black;">+</td><td style="border-top: 1px solid black;">155</td></tr> <tr><td></td><td>630</td></tr> </table>	CG	65	CP	100	GJ	100	JD	90	WJ	120	+	155		630	<table style="width: 100%; border-collapse: collapse;"> <tr><td>CG</td><td>65</td></tr> <tr><td>JG</td><td>100</td></tr> <tr><td>JD</td><td>90</td></tr> <tr><td>CP</td><td>100</td></tr> <tr><td>WJ</td><td>120</td></tr> <tr><td style="border-top: 1px solid black;">+</td><td style="border-top: 1px solid black;">155</td></tr> <tr><td></td><td>630</td></tr> </table>	CG	65	JG	100	JD	90	CP	100	WJ	120	+	155		630
CG	65																																											
JD	90																																											
JG	100																																											
CP	100																																											
JW	120																																											
+	155																																											
	630																																											
CG	65																																											
CP	100																																											
GJ	100																																											
JD	90																																											
WJ	120																																											
+	155																																											
	630																																											
CG	65																																											
JG	100																																											
JD	90																																											
CP	100																																											
WJ	120																																											
+	155																																											
	630																																											

(8)

5.2

CG	65
CB	95
JB	70
JD	90
DJP	90 + 110
PJW	110 + 120
WCG	135 + 65
	950 km

(8)

5.3 No, length of second half is substantially greater than first half. (2)

5.4

900	G	J	P	C	B	D	J	W	C	G
880	G	C	W	J	B	D	C	P	C	G

Any route using all vertices, where  $630 < x < 950$   
 distance                      circuit using all seven vertices  
 –                                  for each vertex left out

(8)

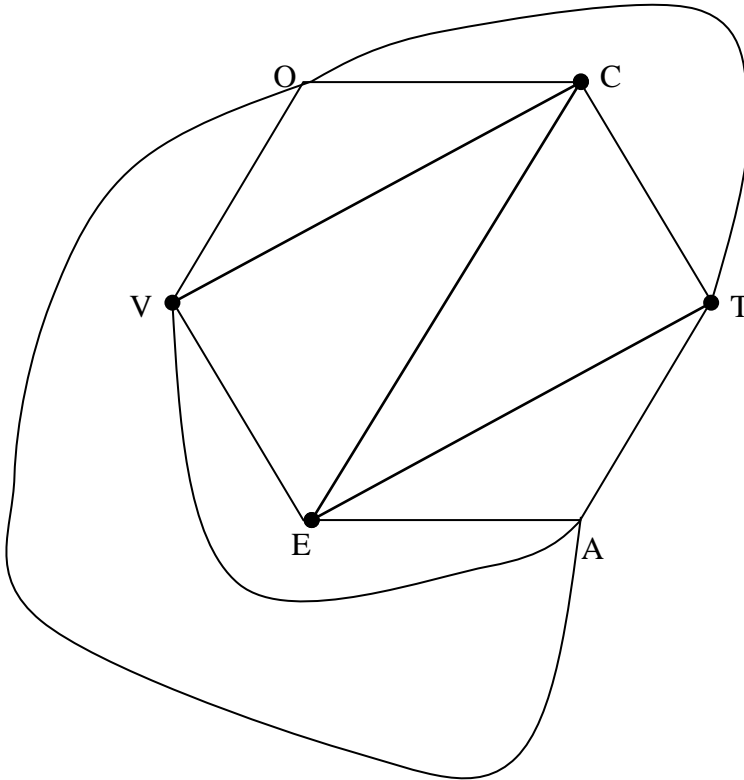
**[26]**

**QUESTION 6**

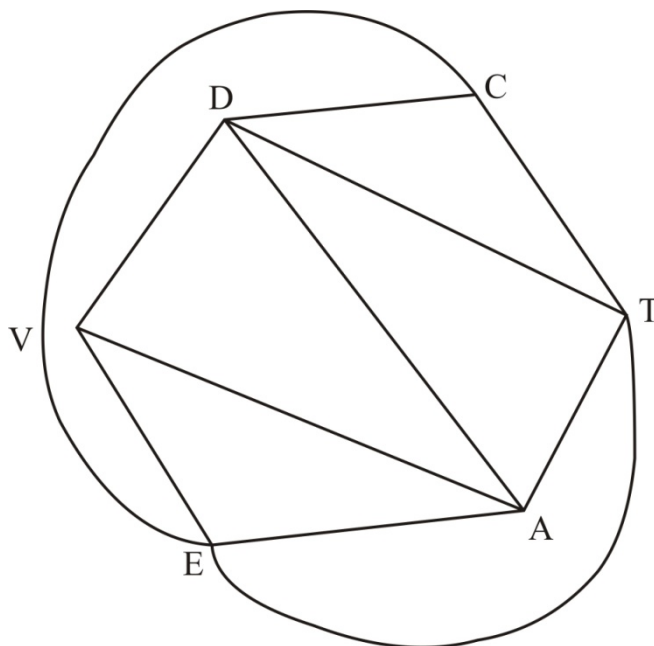
6.1 yes , all vertices have the same degree. (2)

6.2 yes , all vertices have even degrees. (2)

6.3



OR



(6)  
[10]

**Total for Module 4: 100 marks**

**Total: 300 marks**